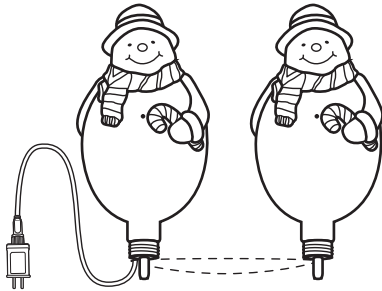


# LED 50L 4PCS 11" SNOWMAN PATHWAY LIGHT SET



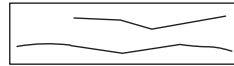
## NHL Model No.72226LO

### Assembly Parts



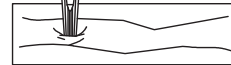
4 PCS

### Step 1



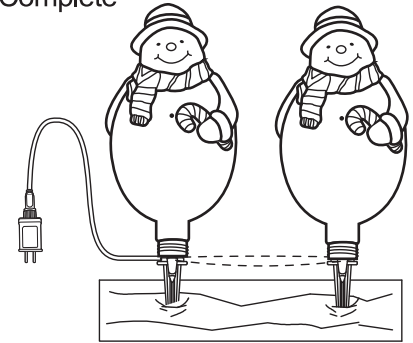
1. Set the plastic stakes on the ground.

### Step 2



2. Insert the Snowman Pathway Light to the plastic stakes.

### Assembly Complete



To disassemble, follow instructions in reverse order.

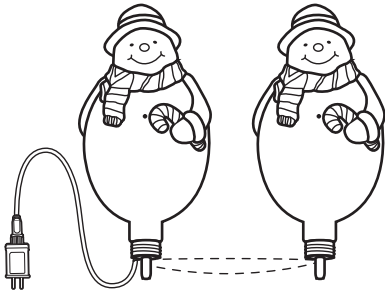
Printed in China 2023

# Muñeco de nieve de 27,94 cm, 4 piezas y 50 luces LED



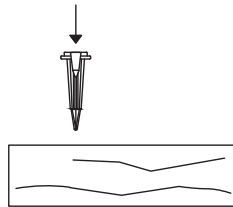
## NHL Modelo No.72226LO

Piezas de  
ensamblaje



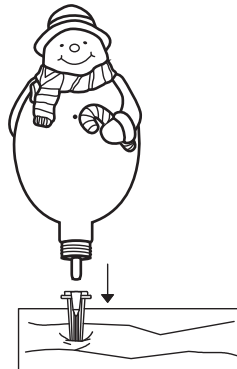
4 PZAS

Paso 1



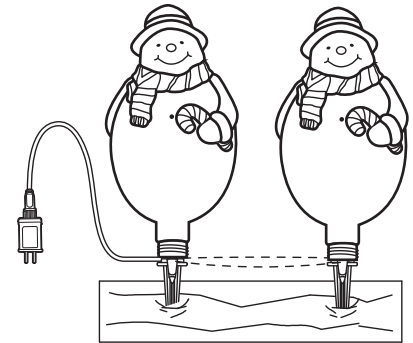
1. Inserte las estacas  
plásticas en el suelo.

Paso 2



2. Inserte el sendero de  
muñecos de nieve en las  
estacas de plástico.

Ensamblaje completado



Para desensamblar, siga las instrucciones  
en el orden inverso.

Impreso en China en 2023