


LED 96L 3PCS 20" LOLLIPOP PATHWAY SET



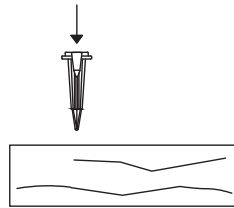
NHL Model No.72227LO

Assembly
Parts




3 PCS

Step 1



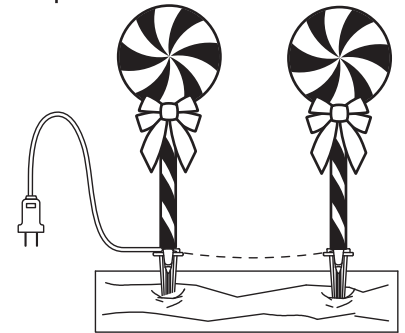
1. Set the plastic stakes
on the ground.

Step 2



2. Insert the Lollipop
Pathway to the plastic
stakes.

Assembly
Complete



To disassemble, follow instructions
in reverse order.

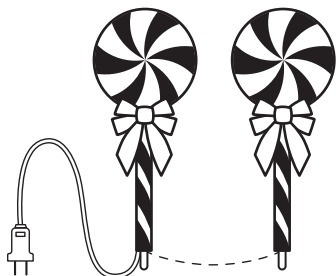
Printed in China 2024

JUEGO DE PIRULETAS DE 96 LED CON MOVIMIENTO PARA SENDEROS



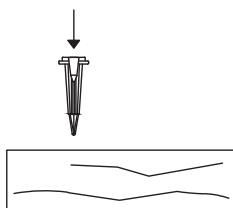
NHL Modelo No.72227LO

Piezas de
ensamblaje



3 PZAS

Paso 1



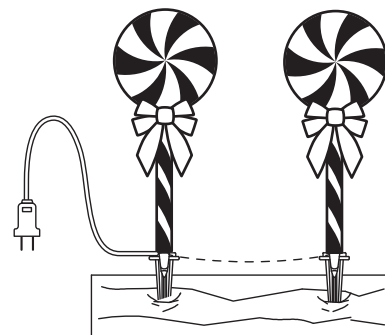
1. Inserte las estacas
plásticas en el suelo.

Paso 2



2. Inserte el sendero de
paletas en las estacas
de plástico.

Ensamblaje completado



Para desensamblar, siga las instrucciones
en el orden inverso.

Impreso en China en 2024