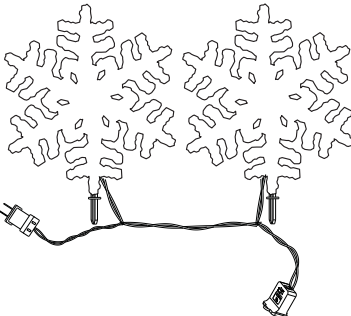

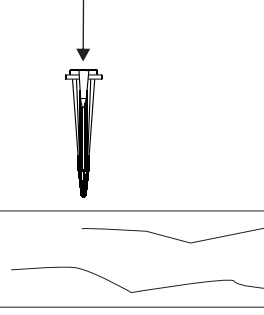
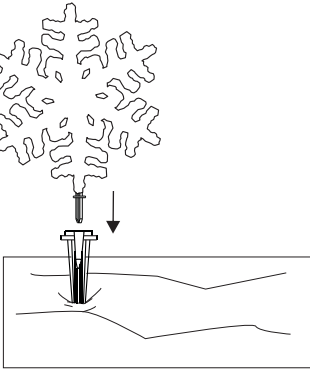
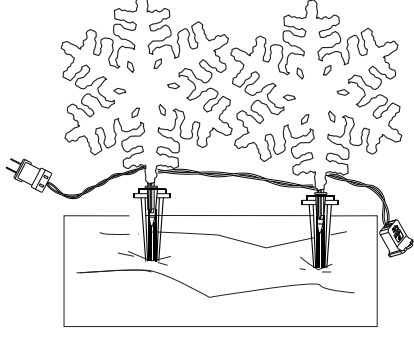


# 52 Lights 4 Pieces 9" Snowflake Pathway Assembly Instructions

ITEM #: 89152LO  
89252LO


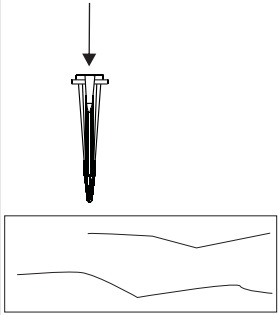
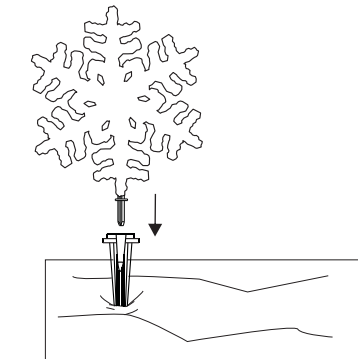
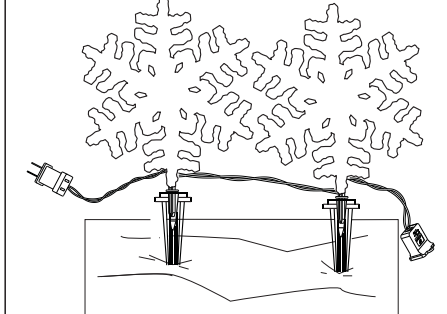


Assembly Parts	Step 1	Step 2	Assembly Complete
  4 PCS	 1. Set the plastic stakes on the ground.	 1. Set the random sparkle snowflake on the plastic stakes.	 To disassemble, follow instructions in reverse order. Questions, call customer service toll-free at 1-877-398-7337 or Visit us on web at <a href="http://www.geholidaylighting.com">www.geholidaylighting.com</a> Printed in China 2018

para el ensamblaje de las 4 piezas tipo copos de  
nieve de 52 luces 9" (22,86 cm) para senderos



Artículo no: 89152LO  
89252LO

<p>Piezas de ensamblaje</p>  <p>4 pzas</p>	<p>Paso 1</p>  <p>1. Inserte las estacas plásticas en el suelo.</p>	<p>Paso 2</p>  <p>1. Inserte copas de nieve en el las estacas plásticas .</p>	<p>Ensamblaje completado</p>  <p>Para desensamblar, siga las instrucciones en el orden inverso. Si tiene preguntas, llame al <b>número gratuito del Servicio al Cliente</b> al 1-877-398-7337 o visítenos en el sitio Web en <a href="http://www.geholidaylighting.com">www.geholidaylighting.com</a> Impreso en China en 2018 <b>NO ES UN JUGUETE: SÓ PARA DECORACIÓN.</b></p>
---	--	---	--