SLEIGH

Assembly Manual - 82027LO

Size: 40 inches
Operating Temperature: -5°F to 95°F (-20°C to 35°C)
Application: Indoor and Outdoor Use

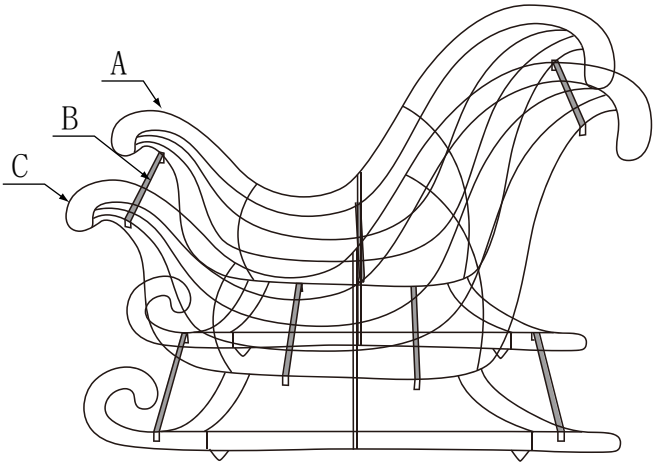

Parts Included

(A) Half of the sleigh
(B) Connecting Rod
(C) Half of the sleigh
(D) Accessories (5 Zip ties, 4 Ground Stakes)

To Assemble

1. Unfold the sleigh from the packaging and set up (Figure 1).
2. Insert all of the connecting rods (Point a, b, c, d, e, f, g) from half of the sleigh to anther one (Figure 2, Figure 3).
3. Make sure the location is suitable to install the ground stake when using this item outdoor (Figure 4), secure sculpture with 4 ground stakes provided.
4. Plug the tree into a GFCI-protected outlet to turn the tree lights on.

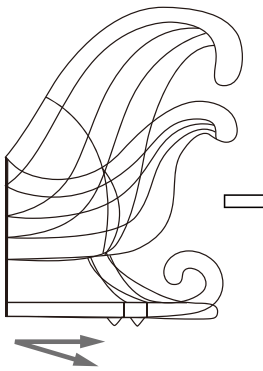

Figure 1

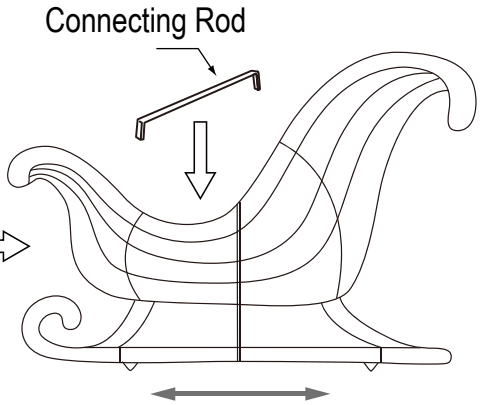

Figure 2

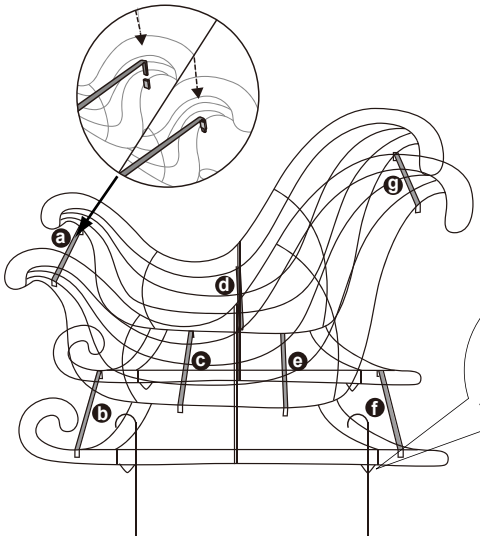

Figure 3

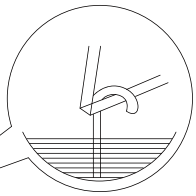

Figure 4

PRINTED IN CHINA TF 0419 MADE IN CHINA

@2019 Nicolas Holiday Inc., 9F., No. 37, Guangfu N. Rd Taipei, Taiwan 10560. All rights reserved.

TRINEO

Manual de Montaje - 82027LO

Tamaño: 40 pulgadas

Temperatura de Operación: -5°F a 95°F (-20°C a 35°C)

Aplicación: Uso en Interior y Exterior

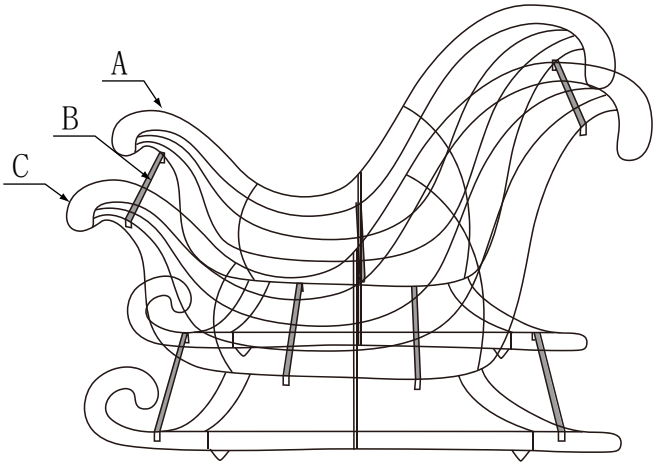

Piezas Incluidas

(A) Mitad del trineo
(B) Barras de Unión
(C) Mitad del trineo
(D) Accesorios (5 Anclajes, 4 Ganchos de Suelo)

Montaje

1. Desembale el trineo y prepárelo (Imagen 1).
2. Introduzca todas las barras de unión (Puntos a, b, c, d, e, f, g) entre una mitad del trineo y la otra (Imagen 2, Imagen 3).
3. Asegúrese de que el lugar sea apropiado para clavar los ganchos de tierra al usar el producto en el exterior (Imagen 4), ancle la figura al suelo con los 4 ganchos proporcionados.
4. Conecte el producto a una toma de corriente con protección GFCI para encender las luces.

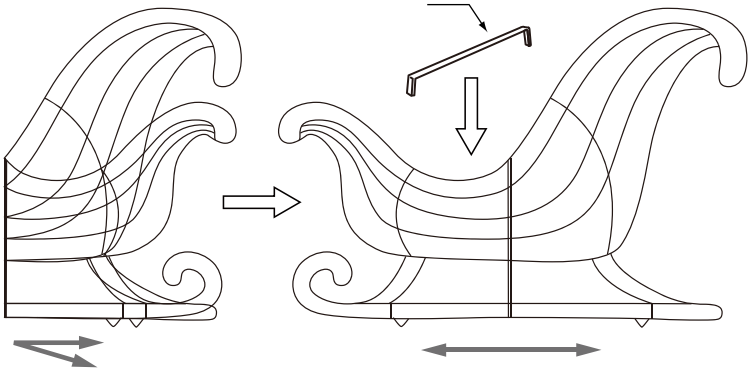

Imagen 1

Imagen 2

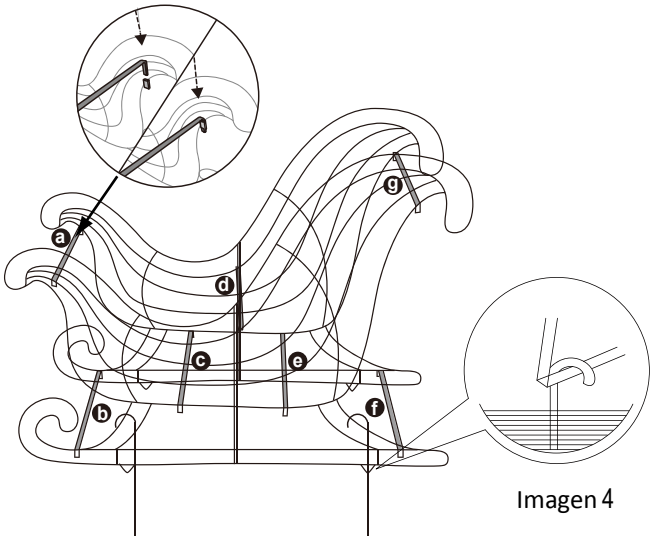

Imagen 3

Imagen 4

IMPRESO EN CHINA TF 0419 HECHO EN CHINA

@2019 Nicolas Holiday Inc., 9F., No. 37, Guangfu N. Rd Taipei, Taiwan 10560. Todos los derechos reservados.