



TREE PATHWAY

Assembly Manual - 82044LO

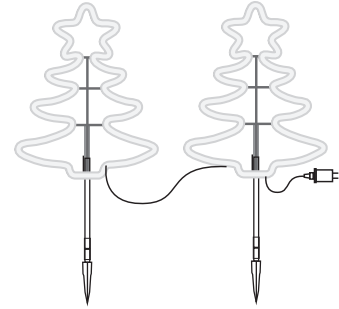
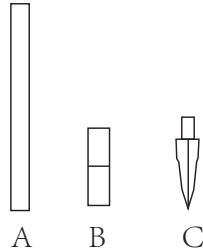
Size: 18 inches

Operating Temperature: 5°F to 95°F (-20°C to 35°C)

Application: Indoor and Outdoor Use

Parts Included

- (A) Pole Section (2 pcs)
- (B) Connector (2 pcs)
- (C) Ground Stake (2 pcs)



To Assemble

1. Connector the section A and section C with B.
2. Insert the stake to the light body.
3. Stick the ground stake to the floor.

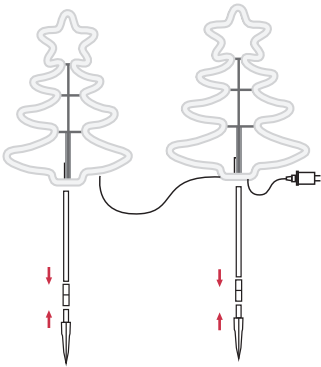


Figure 1

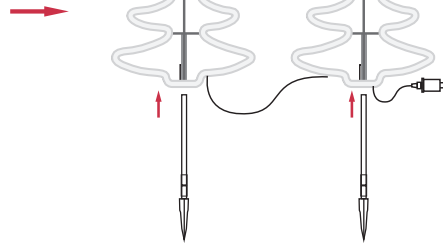


Figure 2

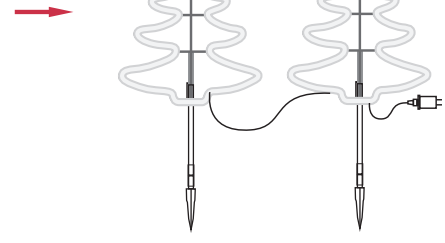


Figure 3



ÁRBOL PARA SENDEROS

Manual de montaje - 82044LO

Tamaño: 18 inches

Temperatura de funcionamiento: 5°F to 95°F (-20°C to 35°C)

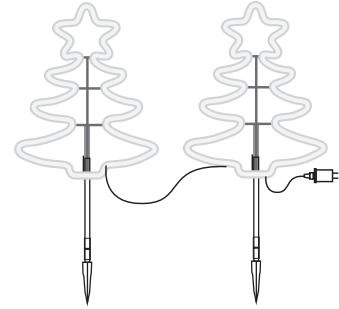
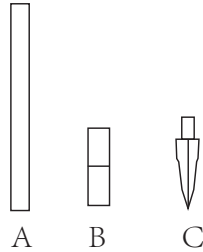
Aplicación: uso en interiores y exteriores

Partes incluidas

(A) Secciones de Poste (2 piezas)

(B) Conector (2 piezas)

(C) Gancho de Tierra (2 piezas)



Ensamblar

1. Conecta la sección A y la sección C con B.
2. Inserte la estaca en el cuerpo de la luz.
3. Pega la estaca al suelo.

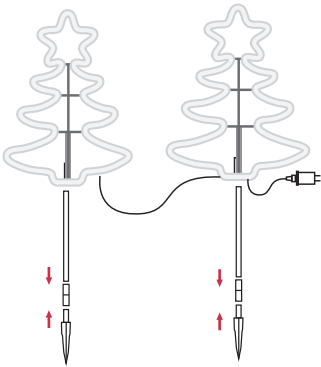


Figura 1

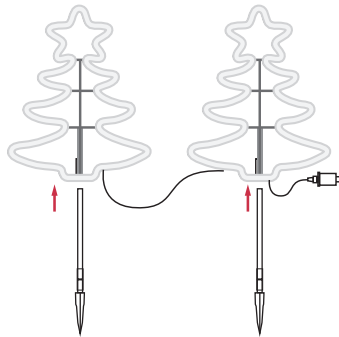


Figura 2

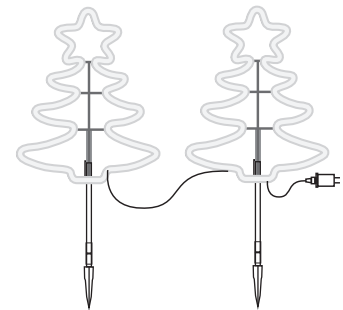


Figura 3