



HO HO HO

Assembly Manual - 82214LO

Size: 63 inches

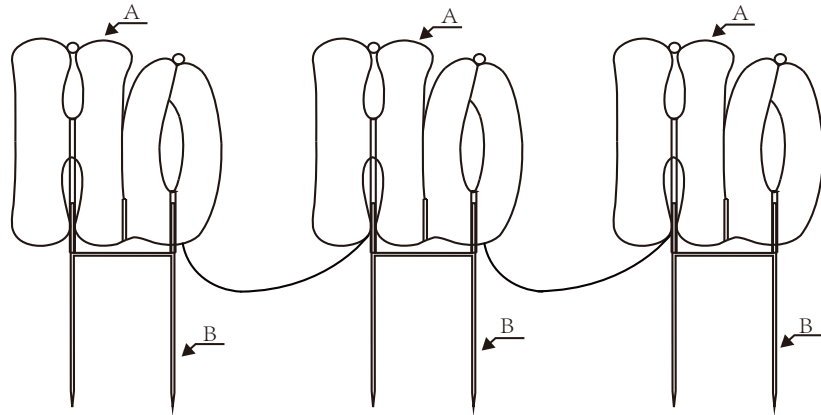
Operating Temperature: -5°F to 95°F (-20°C to 35°C)

Application: Indoor and Outdoor Use

Parts Included

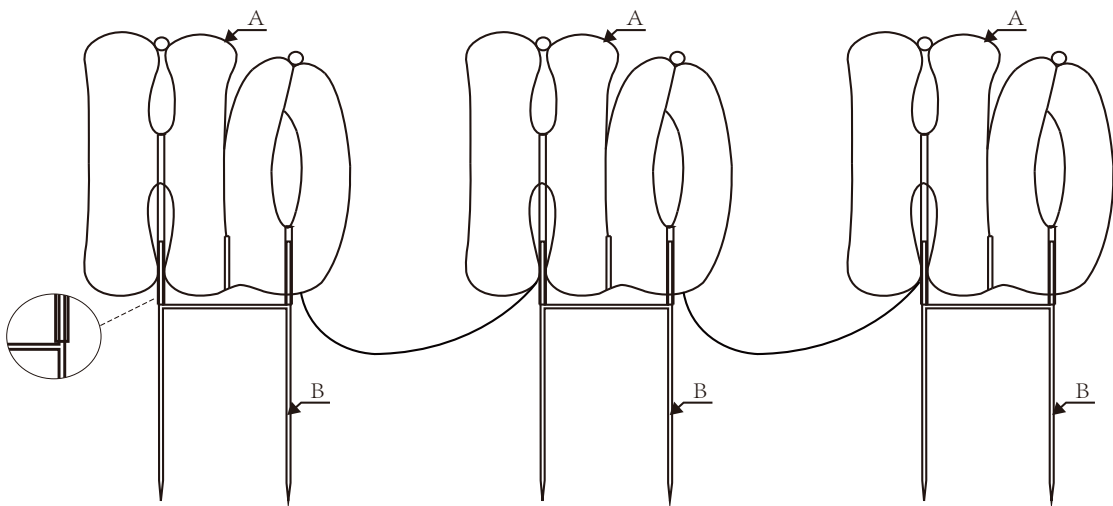
(A) Light Fixture

(B) Ground Stake



To Assemble

1. Insert part A to part B.
2. Thrust the stake to the ground.





HO HO HO

Manual de montaje - 82214LO

Tamaño: 63 inches

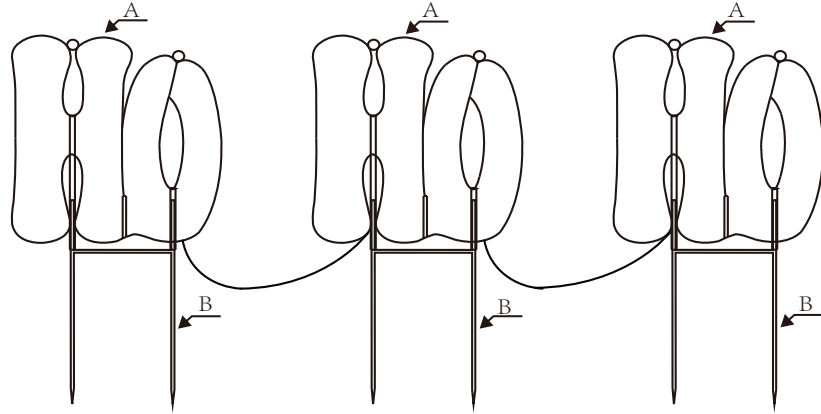
Temperatura de operación: -5°F a 95°F (-20°C a 35°C)

Aplicación: uso en interiores y exteriores

Partes incluidas

(A) Luminaria

(B) Estaca de tierra



Ensamblar

1. Inserte la parte A a la parte B.
2. Empuje la estaca al suelo.

