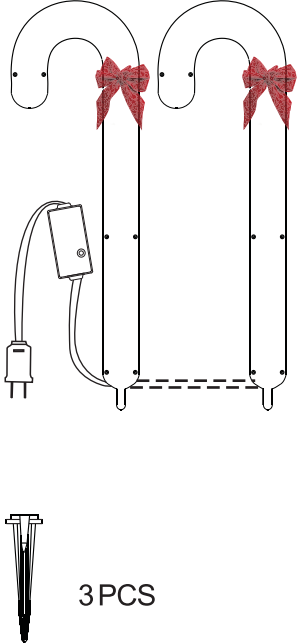
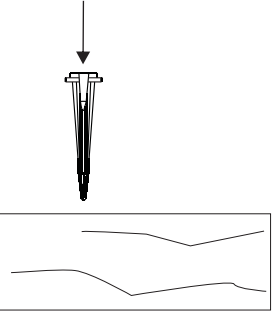
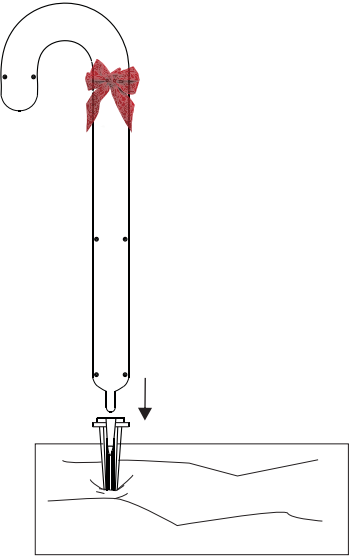
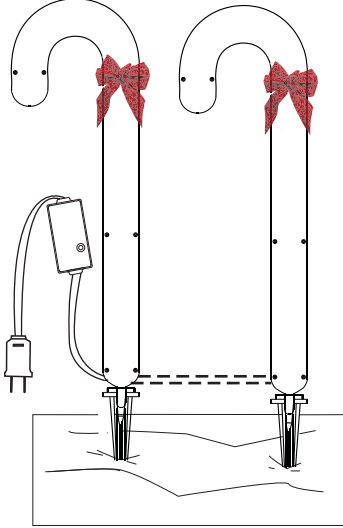


108L 3PC 20" Candy Cane Pathway -Assembly Instructions

ITEM #: 86501LO

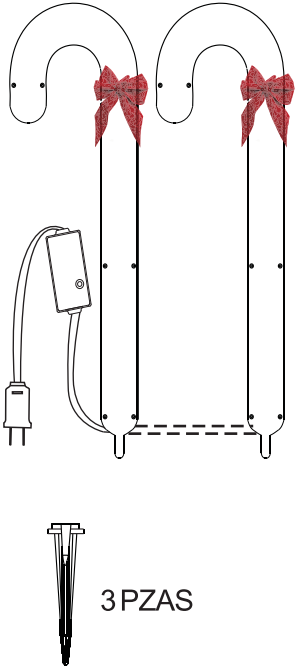
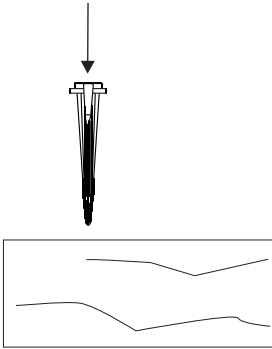
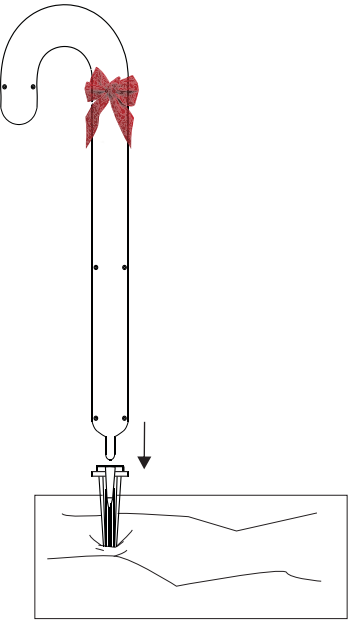
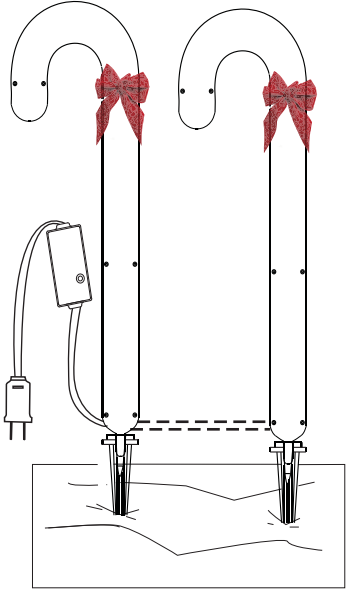


Assembly Parts	Step 1	Step 2	Assembly Complete
 <p>3PCS</p>	 <p>1. Set the plastic stakes on the ground.</p>	 <p>1. Insert the Candy Cane Pathway to the plastic stakes.</p>	 <p>To disassemble, follow instructions in reverse order.</p> <p>Printed in China 2022</p>

Instrucciones para el ensamblaje Juego de 3 bastones de caramelo de 108 luces Y 20" con caja de control para senderos



Artículo no : 86501LO

<p>Piezas de ensamblaje</p>  <p>3 PZAS</p>	<p>Paso 1</p>  <p>1. Inserte las estacas plásticas en el suelo.</p>	<p>Paso 2</p>  <p>1. Insertar el Candy Cane via a las estacas plasticas.</p>	<p>Ensamblaje completado</p>  <p>Para desensamblar, siga las instrucciones en el orden inverso. Impreso en China en 2022</p>
---	--	--	---